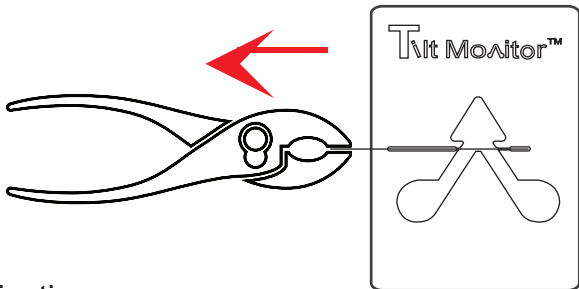


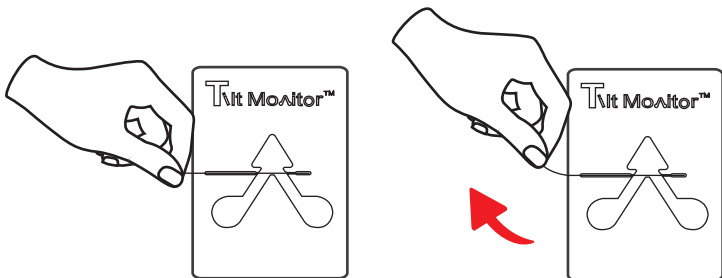
Tilt Monitor™

Tip Indicator Instructions for Use



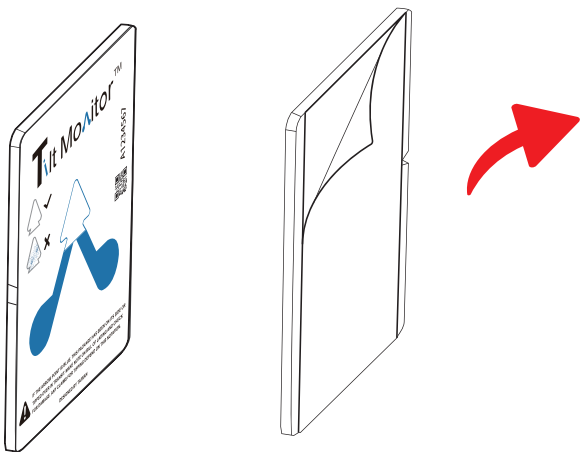
Activating

1. Take hold of the Tilt Monitor while the arrow is pointing up.
2. Completely detach the plastic pin from the indicator using a pair of pliers or fingertip pressure.



Tilt Monitor™

Tip Indicator Instructions for Use



Mounting

1. Remove the release liner from the back.
2. With the arrow pointing up, firmly press the indicator against your package.